

Prior Learning:

- EYFS Listening and Appraising
- Vocalising and singing
- Year 1 - Listening and Appraising, learning different genres.

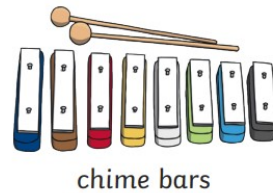
Possible Careers:

- Professional Musician
- Music Teacher
- Peripatetic
- Music Therapist
- Radio DJ

Key Skills

- Listening - Finding the pulse
- Clapping Rhythms
- Singing and rapping
- Composing
- Improvising
- Performing and sharing

Instruments we are going to use:




Singing

Indicators of South African Afro-pop

- Uses voices only or voices and drums
- Sung in a language such as Zulu or Xhosa
- Singing will consist of call and response, call by one singer and response by lots
- Afropop has changed over the years but generally uses electric guitars and some traditional instruments such as the penny whistle, keyboards, bass and drums.

Key Vocabulary

pulse	The regular heartbeat of the music; its steady beat
rhythm	The pattern of long and short sounds (notes or
pitch	High and low sounds
tempo	How fast or slow the music is
dynamics	How loud or quiet the music is
improvise	To make up a tune and play it on the spot
compose	Creating and developing musical ideas and 'fixing'
perform	Singing and playing instruments for others to hear
melody	Another name for a tune
Call and response	A musical structure where a solo person sings or plays a musical idea and the rest of the performers sing or play a different musical idea back.



Prior Learning:

- EYFS Listening and Appraising
- Vocalising and singing
- Year 1 scheme of work

Instruments we are going to use:



chime bars



Singing

Possible Careers:

- Professional Musician
- Music Teacher
- Peripatetic
- Music Therapist
- Radio DJ

What we are going to learn!


- Sing, play, rap, improvise and compose with the song 'Ho, Ho, Ho'
- The meaning of Pitch, Pulse and Rhythm
- How to play some instruments
- How to sing in time
- How to warm up our voices

Key Vocabulary

pulse	The regular heartbeat of the music; its steady beat
rhythm	The pattern of long and short sounds (notes or words) that happen over the pulse
pitch	High and low sounds
tempo	How fast or slow the music is
dynamics	How loud or quiet the music is
improvise	To make up a tune and play it on the spot
compose	Creating and developing musical ideas and 'fixing' them
perform	Singing and playing instruments for others to hear
melody	Another name for a tune
structure	How the sections (verses and choruses etc.) of a song are ordered to make the whole piece.
percussion	Instruments that are struck with your hand or a beater, or shaken to make noise. They can be tuned (have notes) or untuned (no notes).



Year 2 , Spring 1– ‘I Wanna Play in a Band’



Prior Learning:

- EYFS Listening and Appraising
- Vocalising and singing
- Year 1 scheme of work


What we are going to learn!

- Sing, play, improvise and compose with the song ‘I Wanna Play in a Band’
- The meaning of Pitch, Pulse and Rhythm
- How to play some instruments
- How to sing in time
- How to warm up our voices

Possible Careers:

- Professional Musician
- Music Teacher
- Peripatetic
- Music Therapist
- Radio DJ

Instruments we are going to use:



chime bars




Singing

Rock Music

Children are going to learn and perform a rock song written especially for children. In this song children will learn about singing and playing together as a group.

Key Vocabulary

pulse	The regular heartbeat of the music; its steady beat
rhythm	The pattern of long and short sounds (notes or words) that happen over the pulse
pitch	High and low sounds
tempo	How fast or slow the music is
dynamics	How loud or quiet the music is
improvise	To make up a tune and play it on the spot
compose	Creating and developing musical ideas and ‘fixing’ them
perform	Singing and playing instruments for others to hear
melody	Another name for a tune
structure	How the sections (verses and choruses etc.) of a song are ordered to make the whole piece.
percussion	Instruments that are struck with your hand or a beater, or shaken to make noise. They can be tuned (have notes) or untuned (no notes).



Prior Learning:

- EYFS Listening and Appraising
- Vocalising and singing
- Year 1 scheme of work


What we are going to learn!

- Sing, play, improvise and compose with the song
- The meaning of Pitch, Pulse and Rhythm
- How to play some instruments
- How to sing in time
 - How to warm up our voices


Possible Careers:

- Professional Musician
- Music Teacher
- Peripatetic
- Music Therapist
- Radio DJ

Instruments we are going to use:



chime bars




Singing

Indicators of Reggae Music

- Slow tempo with a laid back feel
- The bass guitar and drums are brought to the foreground of the music
- Guitar and keyboards set back in the mix
- Often female backing vocals

Key Vocabulary	
pulse	The regular heartbeat of the music; its steady beat
rhythm	The pattern of long and short sounds (notes or words) that happen over the pulse
pitch	High and low sounds
tempo	How fast or slow the music is
dynamics	How loud or quiet the music is
improvise	To make up a tune and play it on the spot
compose	Creating and developing musical ideas and 'fixing' them
perform	Singing and playing instruments for others to hear
melody	Another name for a tune
structure	How the sections (verses and choruses etc.) of a song are ordered to make the whole piece.
percussion	Instruments that are struck with your hand or a beater, or shaken to make noise. They can be tuned (have notes) or untuned (no notes).

Year 2 , Summer 1 - The Friendship Song



Prior Learning:

- EYFS Listening and Appraising
- Vocalising and singing
- Year 1 scheme of work

What we are going to learn!

- Sing, play, improvise and compose with the song
- The meaning of Pitch, Pulse and Rhythm
- How to play some instruments
- How to sing in time
- How to warm up our voices

Instruments we are going to use:



chime bars



Singing

All about improvising

- Improvisation is making up your own tunes on the spot.
- When someone improvises, they make up their own tune that has never been heard before. It is not written down and belongs to them.
- Everyone can improvise!


Key Vocabulary

pulse	The regular heartbeat of the music; its steady beat
rhythm	The pattern of long and short sounds (notes or words) that happen over the pulse
pitch	High and low sounds
tempo	How fast or slow the music is
dynamics	How loud or quiet the music is
improvise	To make up a tune and play it on the spot
compose	Creating and developing musical ideas and 'fixing' them
perform	Singing and playing instruments for others to hear
melody	Another name for a tune
structure	How the sections (verses and choruses etc.) of a song are ordered to make the whole piece.
percussion	Instruments that are struck with your hand or a beater, or shaken to make noise. They can be tuned (have notes) or untuned (no notes).

Possible Careers:

- Professional Musician
- Music Teacher
- Peripatetic
- Music Therapist
- Radio DJ

Year 2, Summer 2 – Introduction to Notation



Prior Learning:

- Listening and Appraising in UFS, Yr 1
- Vocalising and singing
- Playing Chime Bars in Year 1





Possible Careers:

- Professional Musician
- Music Teacher
- Sound technician
- Music Therapist

In this unit children will:


- How to read music
- The different notes associated with all music

Notes we are going to learn:

	semibreve
	minim
	crotchet
	quaver

When reading notes on a line , the rhyme to remember is:

Every **G**ood **B**oy **D**eserves **F**ood



When reading notes in a space , the rhyme to remember is:

