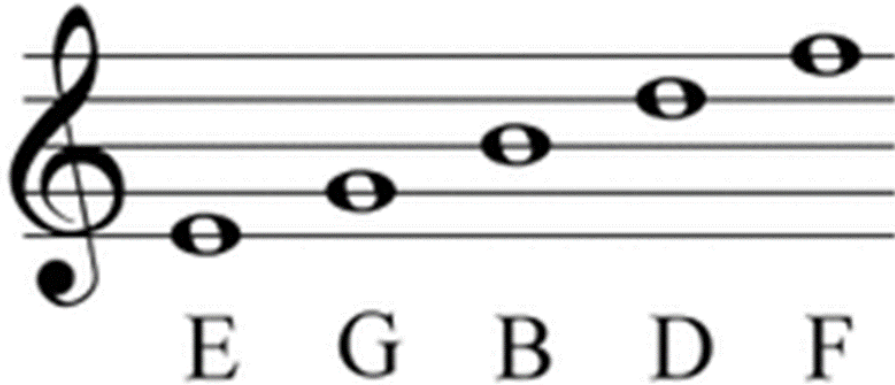



# Notation




Years 3-6 learn about notation. This is where they start reading music. We use rhymes to help us read our notes.

When reading notes in a space, the rhyme to remember is:

When reading notes on a line, the rhyme to remember is:

**E**very **G**ood **B**oy **D**eserves **F**ood



When reading music there are four steps you should take:

1. Is the note on a line or in a space?
2. What rhyme will I use?
3. What number line or space is it on?
4. Go through the rhymes on your fingers

Rhythm Notation			
Each note length has an equivalent rest that lasts for the same duration.			
	semibreve		semibreve rest
	minim		minim rest
	crotchet		crotchet rest
	quaver		quaver rest
	semiquaver		semiquaver rest